



Open Slide Hanging Shelf
1720-1212-11 12"D x 12"W



Hanging Shelf
1120-1212-11 12"D x 12"W



Storage Shelf
1220-1212-11 12"D x 12"W
1220-1612-11 16"D x 12"W



Tight Mesh Storage Shelf
1520-0912-11 9"D x 12"W
1520-1212-11 12"D x 12"W
1520-1612-11 16"D x 12"W

Architectural Specifications:

Coating

- Organized Living coats shelving with custom-formulated, anti-marring, hybrid epoxy, appliance-grade finish that is nonporous, nonabsorbent and lasts a lifetime.
- The epoxy coating is electrostatically applied and then oven cured to provide continuous coverage on all surfaces at 3-5 mils thickness.
- Epoxy is the most durable coating available and allows for up to five times easier hanger movement (left to right) than vinyl. This epoxy coating won't get sticky over time like standard vinyl coating.

Steel

- Grade C 1008 cold drawn steel rod with an average tensile strength of 100,000 psi.

Cleaning

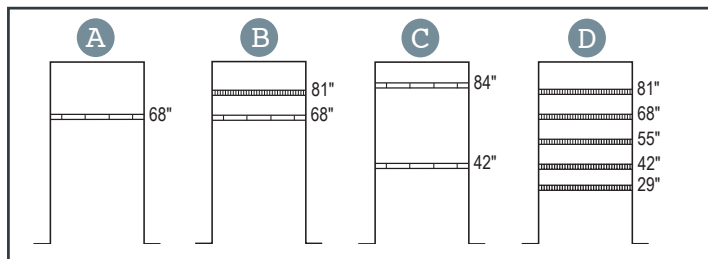
- The metal is cleaned and phosphated to ensure the coating bonds perfectly.

Load Capacity:

- With back clips spaced every 11", support braces every 36" and side wall brackets where applicable, weight capacity is:

Shelving length	Wall to Wall per ft	Wall to Open per ft	Open to Open per ft
2 ft	75	70	65
3 ft	60	50	45
4 ft	55	45	40
5 ft	50	40	35
6 ft	45	35	30
6 ft +	45	35	30

Basic Measurements and Spacing Guidelines:



A. Simple Single Hang – Place a shelf at 68" above floor.

B. Single Hang – Place a linen shelf at 81" above floor and shelf and rod at 68."

C. Double Hang – Mount 2 shelves and rod at 42" and 84" above floor.

D. Multiple shelves – install stacked linen shelves 13" apart.

Hardware:

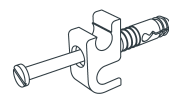
Back Clips – Attach to back wall every 11". Pre-loaded. Drill 1/4" holes. DO NOT PUNCH. Can also be used as a down back clip.

Side Wall Brackets – Support shelf at side wall. Double anchor secures heavy loads. Pre-loaded. Comes in two sizes – Open Slide uses a 3" (76mm) tall Side Wall Bracket, all other shelves use a 2" (51mm) tall Side Wall Bracket.

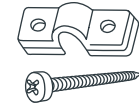
Support Braces/Support Poles – Support shelf at center or open end. Space every 36". For heavy loads, space every 24".

Support Brace Anchors – Pin driven anchors are inserted into the bottom of support braces to secure it. Pre-loaded.

Strap Back Clips/Versa Clip as Down Back Clip – To prevent shelf from popping out of back clips. For extra strength securing into studs.



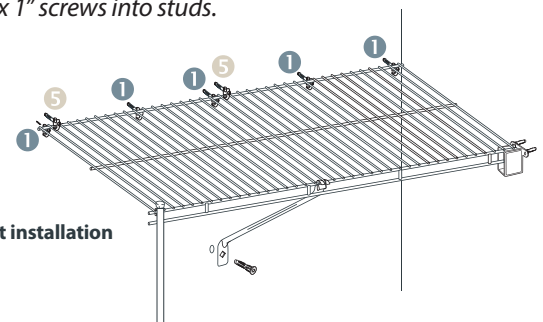
Back Clip/Down Back Clip



Strap Back Clip and Screw

Back clips 1 serve a dual purpose and can be used as a down back clip 5 by placing above the back rod. Use every 24" (Shelf and Rod only) and at the end of every open-ended shelf. Down Back Clips are used in addition to Back Clips.

For heavy loads, a Strap Back Clip is to be substituted using two #8 x 1" screws into studs.



Typical 4-foot installation

Installation:

- Install both Hanging Shelf or Tight Mesh with components from three groups of hardware - Back Clips, Side Wall Brackets and Braces/Anchors.
- Cut shelving for wall-to-wall installations up to 1" shorter than the measured width to allow for Side Wall Brackets and out of square walls. Cut all other shelving to exact lengths.
- All Back Clips/Down Back Clips are to be fully inserted into wall before Pin is driven.

SHELFTECH QUICK SPECIFICATIONS

APPLICATIONS: Walk-in closet, reach-in closet, secondary bedroom closet, linen closet, coat closet, pantry, laundry room, storage room.

MOUNTING: Wall mount.

SPECIFICATIONS: Procure and install Organized Living Shelftech ventilated white, epoxy wire shelving in all closets and storage spaces. Manufactured by Organized Living, Cincinnati, Ohio, 513-277-3700.

STATIC LOAD: 45 lb/ft shelf maximum.

3 PART SPECIFICATION HIGHLIGHTS

PART 1 GENERAL Quality Assurance

A. Manufacturer Qualifications: With more than 100 years of engineering and manufacturing excellence, Organized Living delivers the strongest home storage and organization solutions for every area of the home.

B. Installer Qualifications: Factory trained and product experienced.

C. Provide Computer Generated 3-Dimensional drawings for each design variation.

D. Mock-Up: Provide a mock-up for evaluation of surface preparation techniques and application workmanship.

1. Finish areas designated by Architect.
2. Do not proceed with remaining work until workmanship, color, and product selection are approved by Architect.
3. Refinish mock-up area as required to produce acceptable work.

Warranty

Manufacturer warrants to the original purchaser of properly installed Organized Living products, that its products will remain free of any defects in material and workmanship for a period of ten (10) years from the date of purchase. The word "defects", as used in this warranty, is defined as imperfections which impair the utility of the product. This warranty applies only to properly installed Organized Living products used for

domestic and consumer purposes. In the case of installation of Organized Living products used for industrial, commercial or business purposes, these same products are warranted to be free of defects in materials and workmanship for a period of two (2) years from the date of purchase.

PART 2 PRODUCTS Manufacturers

A. Acceptable Manufacturer: Organized Living Corp;
3100 E Kemper Rd, Cincinnati, OH 45241
Tel: (800) 669-3225 Tel: (513) 277-3700
Fax: (513) 277-3701
www.organizedliving.com.
Email: customerservice@organizedliving.com.

B. Substitutions: Not permitted due to Organized Living's higher quality engineering specifications on wire and rod gauges and baked on epoxy powder coating.

Closet System – Shelftech Ventilated Shelving

****NOTE TO SPECIFIER**** Blocking is not required for Organized Living's Ventilated Storage Systems. Components are coated with beautiful white epoxy for a lifetime of non-chip, non-stick performance. Epoxy powder coating is environmentally friendly and contributes to LEED points.

A. Products: Shelftech Ventilated storage systems as manufactured by Organized Living; including component and accessories as required for complete installation.

****NOTE TO SPECIFIER**** Shelftech Ventilated support structure loading. Delete if not required for project.

B. Structural Performance: Back clips spaced 11" (279 mm) with support braces at 3' (914.4 mm).

1. Static Load: 45 lb/ft (66.97 kg/m) of shelf minimum.
2. For heavy duty applications in pantry and garage applications space support brace on 2' (610 mm).
3. Back Clips to be Shelftech pin driven hardware.
4. Down Back Clips shall be Tri-Loc® II Patented hollow wall anchoring system.

PART 3 EXECUTION Installation

A. Can be installed in any substrates in accordance with manufacturer's instructions.

B. Cut shelving up to 1" shorter than the length of the wall measurements, cap all exposed ends.

C. Install Shelving Plumb and Level and in accordance with shop drawings and manufacturers printed installation instructions.

Maintenance and Cleaning

Organized Living Lifetime Ventilated Shelving is coated with a durable epoxy powder coating that requires no regular maintenance. The shelving may be cleaned with a dusting cloth or with a non-abrasive, mild household cleaner.